

OUTLINE H25



Kitchen Sinks

Code: 6625 000



DETAILS

Edge/Installation Type	Rim h25 mm
Material	AISI 304 stainless steel
Texture	Brushed in line
Base	90 cm
Dimensions	880 x 518 mm
Standard fittings	Fixing hooks, gasket, drain, overflow and siphon, boxed packing
Mixer holes	2 standard holes - 3rd hole on request
Built-in hole	View technical data sheet
Drainer	No

Number of bowls	1 bowl
-----------------	--------

Waste fitting	Drain with automatic control SPACE (PUSH)
---------------	---

EQUIPMENT

8407 116 - Space Push
automatic waste fitting
8100 606 - Black grid
8100 607 - Black grid

FEATURES

Deep bowls	This bowls reach an important depth, over 20 cm, thanks to the advanced production technology, that can be offer great capieny and practicity in all the washing operations.
------------	--

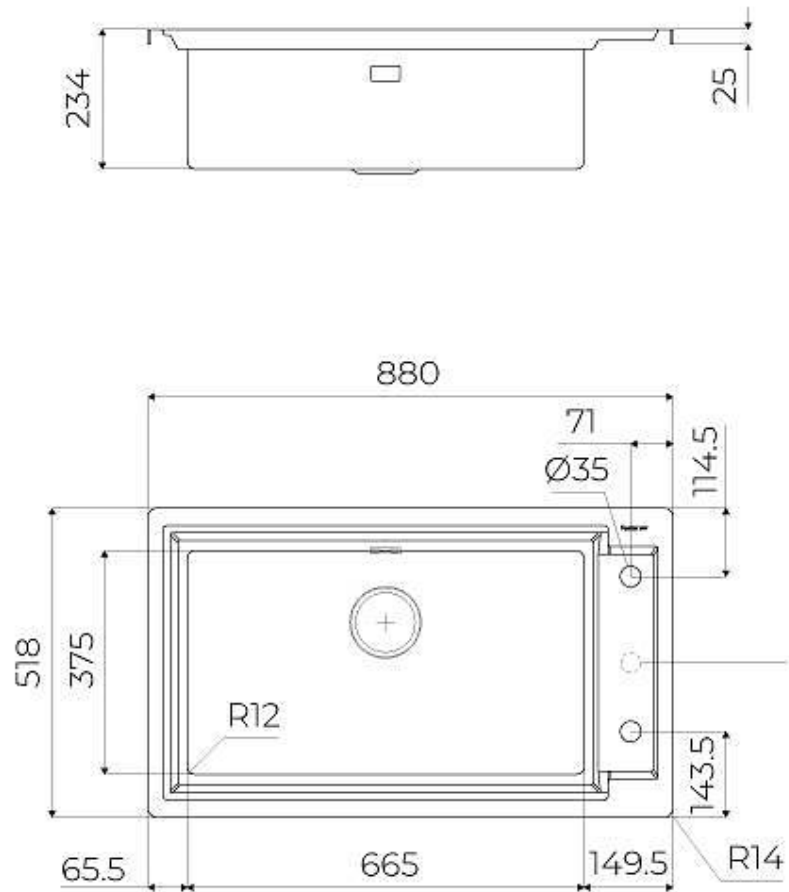
High thickness	1mm thick steel. A significant thickness, which guarantees the maximum sturdiness and durability.
----------------	---


Perimetral overflow	The overflow is always a security on the Foster sinks that prevents the overflow of water in case of oversights. The perimeter drain solution improves aesthetics thanks to its square and essential shape.
---------------------	---

Small radius	Bowls with squared shapes with a modern design and an increased capacity, for a minimal aesthetics connected with an extreme practicity.
--------------	--

Space waste fitting	The elegant SPACE steel cap closes the drain and leaves no visible residues collected in the basket below. Space also has a small footprint and allows the optimal use of the under-sink compartment.
---------------------	---

TECHNICAL DATA





GALLERY



EQUIPMENT



Black Grid
8100 606



Black Grid
8100 607



**Space Push automatic waste fitting
- PP**
8407 116

OPTIONAL ACCESSORIES



Stainless steel basket
8611 000



Stainless steel perforated tray
8156 000




Walnut-wood chopping board
8642 004

RECOMMENDED PAIRINGS



OP satin
8499 100



OUTLINE GAS H25
7441 000